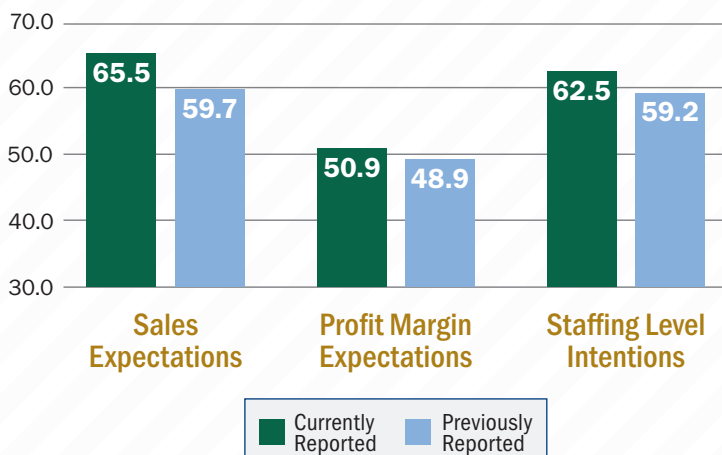


Construction Vital Statistics

November 2021 at a Glance



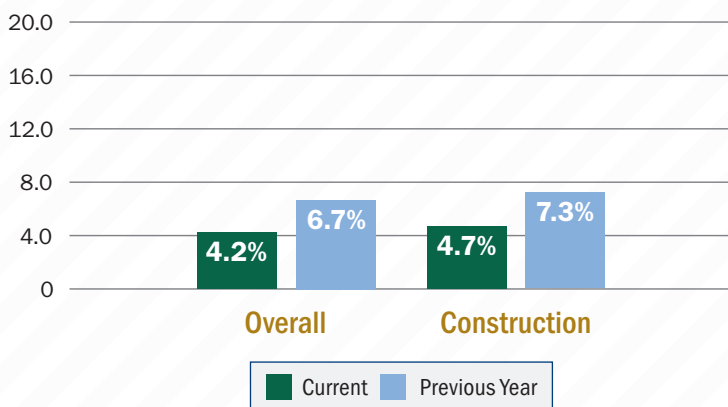
CONTRACTOR CONFIDENCE INDEX



Readings above 50 indicate growth

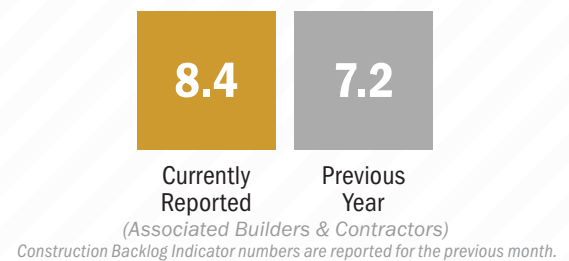
(Associated Builders & Contractors)
Current Contractor Confidence Numbers are reported for the previous month.

UNEMPLOYMENT RATE

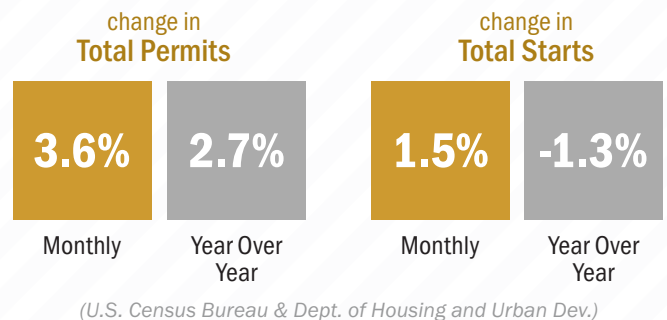


(Bureau of Labor Statistics)


CONSTRUCTION BACKLOG INDICATOR



HOUSING PERMITS AND STARTS



BY THE NUMBERS



November 2021 at a Glance

	Jun '21	Jul '21	Aug '21	Sep '21	Oct '21	Nov '21
Construction Backlog Indicator (Months)						
Previous month's backlog	8.5	8.5	7.7	7.6	8.1	8.4
Previous year's backlog	8.1	7.8	8.0	7.5	7.7	7.2
(Associated Builders & Contractors)						
Construction Contractors Confidence Index¹						
Sales expectations	65.7	63.1	61.3	60.7	59.7	65.5
Profit margin expectations	56.3	54.0	52.2	51.6	48.9	50.9
Staffing level intentions	63.5	62.2	60.1	58.9	59.2	62.5
(Associated Builders & Contractors - Previous Month's Numbers)						
National Unemployment Rate						
Overall current month	5.9%	5.4%	5.2%	4.8%	4.6%	4.2%
Overall from previous year	11.1%	10.2%	8.4%	7.8%	6.9%	6.7%
Construction current month	7.5%	6.1%	4.6%	4.5%	4.0%	4.7%
Construction from previous year	10.1%	8.9%	7.6%	7.1%	6.8%	7.3%
(Bureau of Labor Statistics - BLS)						
Change in National Housing Permits and Starts						
Permits - Total monthly	-5.1%	2.6%	6.0%	-7.7%	4.0%	3.6%
Permits - Total year over year	23.3%	6.0%	13.5%	0.0%	3.4%	2.7%
1 - Family - monthly	-6.3%	-1.7%	0.6%	-0.9%	2.7%	6.1%
1 - Family - year over year	25.1%	5.5%	-0.1%	-7.1%	-6.3%	0.9%
5 + Units - monthly	-1.6%	11.1%	19.7%	-21.0%	6.5%	-4.5%
5 + Units - year over year	19.3%	6.4%	52.7%	18.0%	34.0%	15.0%
Starts - Total monthly	6.3%	2.6%	3.7%	0.4%	4.7%	1.5%
Starts - Total year over year	29.1%	44.3%	47.6%	40.4%	44.8%	-1.3%
1 - Family - monthly	6.3%	0.7%	1.4%	-0.7%	4.8%	5.4%
1 - Family - year over year	28.5%	55.9%	50.0%	38.5%	43.4%	46.0%
5 + Units - monthly	6.8%	5.7%	7.4%	1.0%	3.8%	40.7%
5 + Units - year over year	30.6%	31.0%	44.3%	43.1%	48.6%	55.3%
(U.S. Census Bureau & Dept. of Housing and Urban Dev.)						
Change in Nonresidential Construction Material Prices						
Current month	2.9%	0.8%	-0.4%	-0.4%	1.4%	1.4%
Year over year	24.6%	23.4%	21.6%	20.2%	22.3%	24.5%
(Producer Price Index - PPI)						
Change in Nonresidential Construction Spending						
Previous month	-0.3%	0.1%	0.1%	-0.4%	-0.6%	0.2%
Year over year	7.5%	8.2%	-4.2%	-3.0%	-1.3%	8.6%
(U.S. Census Bureau) Index information is as of the previous month do to the timing of availability						
AIA - Architecture Billing Index²	57.1	54.6	55.6	56.6	54.3	51.0
Dodge Momentum Index- Commercial Building³	190.5	182.4	178.5	200.4	227.2	205.6
Interest Rates⁴						
1-Month LIBOR	0.0869%	0.9362%	0.8974%	0.8380%	0.8548%	0.9000%
WSJ Prime Rate	3.25%	3.25%	3.25%	3.25%	3.25%	3.25%
5 Year US Treasury Rate	0.79%	0.78%	0.75%	0.81%	1.13%	1.26%
10 Year US Treasury Rate	1.51%	1.31%	1.26%	1.31%	1.59%	1.63%

1. Per the Construction CFOs survey, any index greater than 100 reflects more positives than negatives - less than 100 reflects more negatives than positives.

2. Any Architecture Billing Index Score above 50 signifies growth - it is a leading economic indicator that provides an approximately nine to 12 month glimpse into the future of nonresidential construction spending activity.

3. It is a monthly measure of the first (or initial) report for nonresidential building projects in planning, which have been shown to lead construction spending for nonresidential buildings by a full year. Since reaching bottom in July 2011 at a level of 77.1 (2000=100), the index has been trending up.

4. Rates as of mid month.

** Index information is as of the previous month do to the timing of availability.

Copyright ©2020 CBIZ, Inc. All Rights Reserved.
MHM (Mayer Hoffman McCann P.C.) is an independent CPA firm that provides audit, review and attest services, and works closely with CBIZ, a business consulting, tax and financial services provider. CBIZ and MHM are members of Kreston International Limited, a global network of independent accounting firms.

1-800-ASK-CBIZ

www.cbiz.com/construction



Accounting | Tax | Advisory